

CWDM Power Meter



CWDM Power Meter

Features

- Calibrated measurements at CWDM wavelengths, from 1470 to 1610nm
- Calibration on-site with customer's own standard power meter if needed
- Selection of relative/absolute power measurement
- Display individual or eight measurements in dB, dBm, mW, uW, or nW
- Resolution 0.01dB; absolute accuracy ± 0.25 dB
- Small size, easy for field applications
- Light weight, about 0.2Kg
- Auto power shut-off Enable / Disable
- Rechargeable battery, Battery-full and Battery-low indicator

Specifications

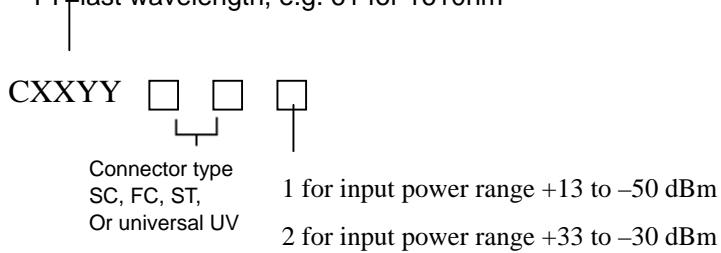
Detector Material	InGaAs
Calibration Wavelengths	Eight CWDM wavelength, from 1470 to 1610nm +/- 3nm
Power Range	+13 to -50 dBm or +33 to -30 dBm
Polarization Dependence	< 0.1 dB
Absolute Accuracy	± 0.25 dB under calibrated conditions
Linearity	± 0.05 dB
Display	LCD displays power in selected unit, wavelength. Warning symbol for low battery
Calibration Data	Data stored in non-volatile memory

CWDM Power Meter

Functions	ON/OFF: power switch; Auto-Off: enable/disable switch λ-key: input wavelength selection dB/dBm-key: power unit selection, and new power reference set On-site calibration up-down keys Battery level indicator
Optical Connector Interface	FC or ST or SC or universal, adapter for other connector available
Environmental: Operation Temp, Humidity Storage Temp, Humidity	-15°C to +50°C, 0-95% RH (non-condensing) -35°C to +70°C, 0-95% RH (non-condensing)
Power	Rechargeable Lithium battery, works continuously for more than 20 hrs after 2-hrs full charge
Dimensions (Length x Width x Height)	16x7x3 cm (measured without case)
Weight (w/ batteries)	<0.2Kg

Ordering information

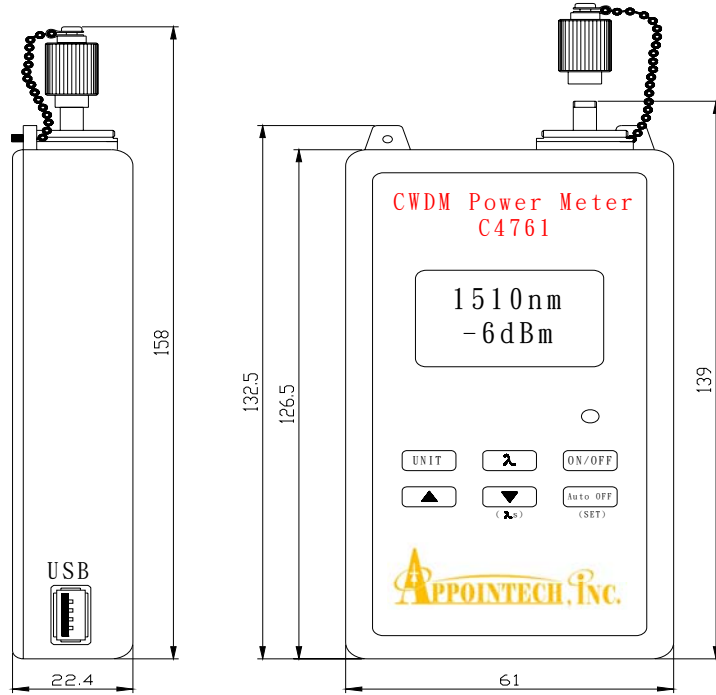
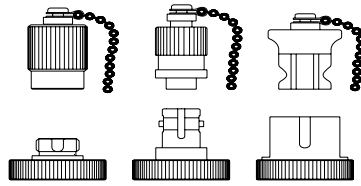
XX=first wavelength, e.g. 47 for 1470nm
YY=last wavelength, e.g. 61 for 1610nm



Options:

- Changeable receptacle FC, SC, or ST
- Standard Multi-units Carrying Case
- Heavy-Duty Multi-units Carrying Case

CWDM Power Meter



Unit:mm

