

CWDM DFB LD SOURCE

Operation Instructions



CONTENT

1. Features
2. Functions
3. Operation
4. Specification

1. Features

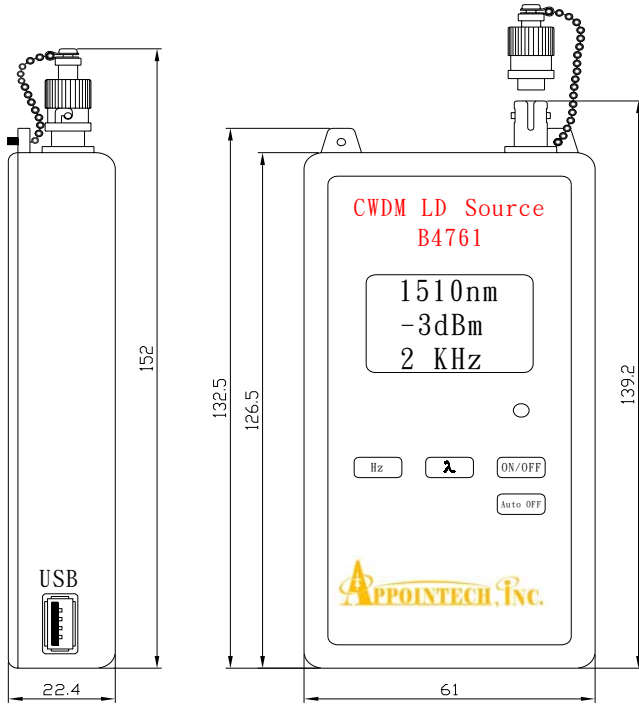
The Appointech handheld CWDM DFB LD light source has wavelengths 1470~1610nm from the single receptacle, individually selected by the front panel switch. The standard output power is -3 dBm when in DC mode, which is stabilized by a proprietary circuit design. The operation is very user-friendly. When turn-on with the ON/OFF switch, the first wavelength and its DC power are displayed on the LCD.

The output wavelength is selected with the λ switch. The output power can be modulated by 270, 1K, or 2K Hz square wave, as selected with the “Hz” switch. The power reading of modulated output is the average value, which is different from that when in DC mode. The difference is about -0.5 dB .

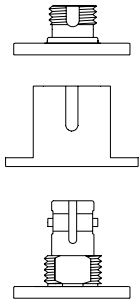
When the unit is turned on, the auto-off feature is enable, as indicated by a cross on the power symbol. The unit will be automatically shut off after about 10 minutes on-time for saving the battery life, in case not in use for a prolonged time. To turn it back on, press the ON/OFF switch again. The auto-off feature can be disabled by pressing the “Auto Off” switch, as indicated by the power symbol without a cross.

A battery symbol shows the level of remained power in the battery. When an empty battery symbol is shown on the LCD display, the battery power is too low to assume proper operation. Charging is required. The included rechargeable battery works with a power adaptor of a USB connector, which is also included. When charging in OFF-mode, the indicator LED is on until charging has been completed.

2. Functions




Unit:mm



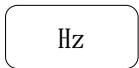
FC, SC, ST Connector



Power switch



Wavelength selection



Modulation Indicator



Auto off
enabled/disabled

3. Operation

1. Press ON/OFF switch to turn on. The output of the first wavelength in dBm is displayed. The unit is at Auto-Off mode, as indicated by a cross on the power symbol. If press ON/OFF switch again, the power is turned off.



2. The auto-off feature can be disabled by pressing the “Auto Off” switch, as indicated by the power symbol without a cross.
3. Press Hz switch for modulated output at 270, 1K, or 2KHz.



4. Press λ switch to select other output wavelengths.



5. When charging is required, plug in the USB plug of the power adaptor. When charging at OFF-mode, the indicator LED is on until charging has been completed.

4. Specifications

Wavelengths	CWDM 1470 ~ 1610nm Central Wavelengths +/- 1nm
Stability (1 hour)	0.1dB
Power Output Into 9/125um fiber	-3dBm or customer sepc.
Modulation frequencies	270Hz, 1KHz or 2KHz
Optical connector interface	FC,SC or ST
Power	Rechargeable Lithium battery, works continuously 8 hrs after 2 hrs full charge
Auto Off	10min
Operation Temperature, Humidity	-15°C~50°C 0~95%RH
Storage Temperature, Humidity	-35°C~70°C 0~95%RH
Dimensions (length x width x height)	16x7x3 cm (measured without case)
Weight (w/batteries)	<0.2 Kg

Appointech Inc.

Products Profile

Connectorized Modules:

LD, LED, PIN, PIN-TIA
Dual LD, Dual LED, BIDI

Transmitter/Receiver Modules:

Std. 1x9, 2x9; SFF, SFP,
BIDI
Bit Rate up to 2.5Gb/s

Test Instruments:

LD, LED, DFB Stable Source
Power meter, Fiber Fault Locator

Custom Design

OEM

Appointech Inc.
6F-2, 192, Tung-Kuan Road.,
Hsinchu, 300 Taiwan

Tel :886-3-573-8478

Fax:886-3-573-8441

<http://www.appointech.com>

e-mail:sales@appointech.com

CWDM DFB LD Rev 1.1

Oct. 2008