

B2000 Dual LD LIGHT SOURCE

Operation Instructions



CONTENT

1. Features
2. Functions
3. Operation
4. Specification

1. Features

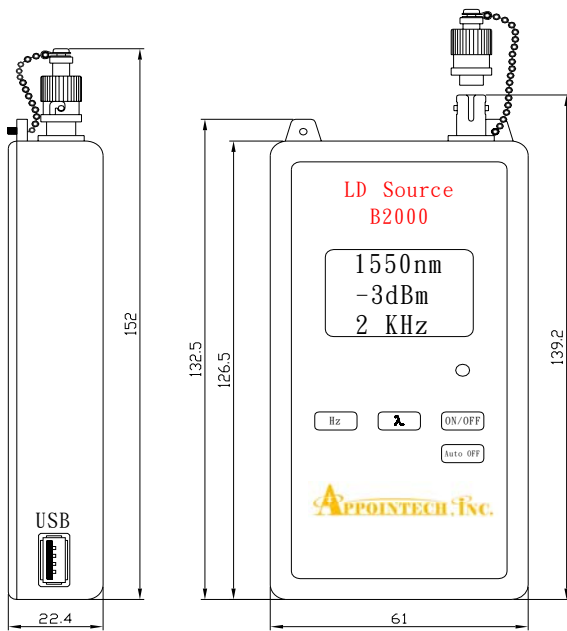
The Appointech B2000 handheld stable dual LD light source has output in 1310nm or 1550nm from the single receptacle, selected by the front panel switch. The standard output power is -3dBm when in DC mode, which is stabilized by a proprietary circuit design. When turn-on with the ON/OFF switch, the output wavelength is 1310nm, and the output power is DC, as displayed on the LCD.

The output wavelength is selected with the λ switch. The output power can be modulated by 270, 1K, or 2K Hz square wave, as selected with the “Hz” switch. The power reading of modulated output is the average value, which is different from that when in DC mode. The difference is about -0.5 dB for 1310nm, and -1 dB for 1550.

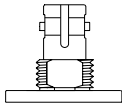
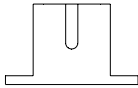
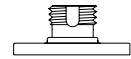
When the unit is turned on, the auto-off feature is enable, as indicated by a cross on the power symbol. The unit will be automatically shut off after about 10 minutes on-time for saving the battery life, in case not in use for a prolonged time. To turn it back on, press the ON/OFF switch again. The auto-off feature can be disabled by pressing the “Auto Off” switch, as indicated by the power symbol without a cross.

A battery symbol shows the level of remained power in the battery. When an empty battery symbol is shown on the LCD display, the battery power is too low to assume proper operation. Charging is required. The included rechargeable battery works with a power adaptor of a USB connector, which is also included. When charging in OFF-mode, the indicator LED is on until charging has been completed.

2. Functions




Unit:mm



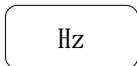
FC, SC, ST Connector



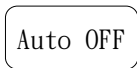
Power switch



Wavelength selection



Modulation Indicator



Auto off
enabled/disabled

Operation

1. Press ON/OFF switch to turn on. The output of wavelength 1310nm in dBm is displayed. The unit is at Auto-Off mode, as indicated by a cross on the power symbol. If press ON/OFF switch again, the power is turned off.



2. Press λ switch to select 1310nm or 1550nm output wavelength.



3. Press Hz switch for modulated output at 270, 1K, or 2KHz.
4. The auto-off feature can be disabled by pressing the “Auto Off” switch, as indicated by the power symbol without a cross.



5. When charging is required, plug in the USB plug of the power adaptor. When charging at OFF-mode, the indicator LED is on until charging has been completed.

4. Specifications

Wavelengths (FP LD)	1310 +/-20nm	1550 +/-20nm
Stability (1 hour)	±0.05dB	
Power Output Into 9/125um fiber	-3dBm.	
Modulation frequencies	270Hz, 1KHz or 2KHz	
Optical connector interface	FC,SC or ST	
Power	Rechargeable Lithium battery, works continuously 8 hrs after 2 hrs full charge	
Auto Off	10min	
Operation Temperature, Humidity	-15°C~50°C 0~95%RH	
Storage Temperature, Humidity	-35°C~70°C 0~95%RH	
Dimensions (length x width x height)	16x7x3 cm (measured without case)	
Weight (w/batteries)	<0.2 Kg	

Appointech Inc.

Products Profile

Connectorized Modules:

LD, LED, PIN, PIN-TIA
Dual LD, Dual LED, BIDI

Transmitter/Receiver Modules:

Std. 1x9, 2x9; SFF, SFP,
BIDI
Bit Rate up to 2.5Gb/s

Test Instruments:

LD, LED Stable Source
Power meter, Fiber Fault Locator

Custom Design

OEM

Appointech Inc.
6F-2, 192, Tung-Kuan Road.,
Hsinchu, 300 Taiwan

Tel :886-3-573-8478

Fax:886-3-573-8441

<http://www.appointech.com>

e-mail:sales@appointech.com

B2000 Rev 1.2

Jan 2009