

A2000 Dual LED LIGHT
SOURCE

Operation Instructions



CONTENT

1. Features
2. Functions
3. Operation
4. Specification

1. Features

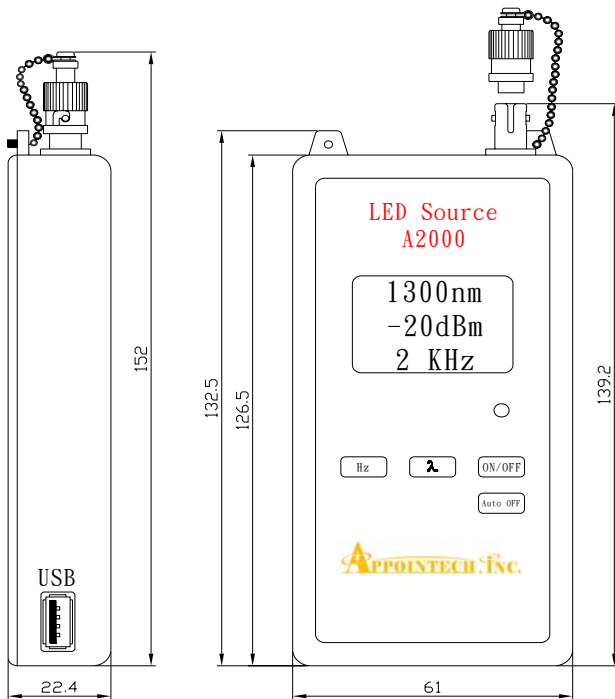
The Appointech A2000 handheld dual LED light source has dual wavelength outputs, 850 and 1300nm from the single receptacle, selected by the front panel switch. The output power is stabilized by a proprietary circuit design. The operation is very user-friendly. After turn-on with the ON/OFF switch, the output wavelength is 850nm, and the output power -16 dBm is in DC, as displayed on the LCD.

The output wavelengths are selected with the λ switch. The output power can be modulated by 270, 1K, or 2K Hz square wave, as selected with the “Hz” switch. The power reading of modulated output is the average value, which is different from that when in DC mode. The difference is about -0.5 dB.

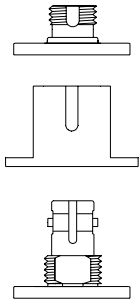
When the unit is turned on, the auto-off feature is enable, as indicated by a cross on the power symbol. The unit will be automatically shut off after about 10 minutes on-time for saving the battery life, in case not in use for a prolonged time. To turn it back on, press the ON/OFF switch again. The auto-off feature can be disabled by pressing the “Auto Off” switch, as indicated by the power symbol without a cross.

A battery symbol shows the level of remained power in the battery. When an empty battery symbol is shown on the LCD display, the battery power is too low to assume proper operation. Charging is required. The included rechargeable battery works with a power adaptor of a USB connector, which is also included. When charging in OFF-mode, the indicator LED is on until charging has been completed.

2. Functions




Unit:mm



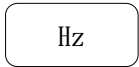
FC, SC, ST Connector



Power switch



Wavelength selection



Modulation Indicator



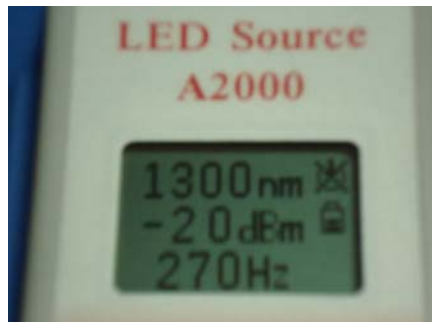
Auto off
enabled/disabled

3. Operation

1. Press ON/OFF switch to turn on. The output of wavelength 850nm in dBm is displayed. The unit is in Auto-Off mode, as indicated by a cross on the power symbol. If press ON/OFF switch again, the power is turned off.



2. Press λ switch to select 850nm or 1300nm output wavelength.
3. Press Hz switch for modulated output at 270, 1K, or 2KHz.



4. The auto-off feature can be disabled by pressing the “Auto Off” switch, as indicated by the power symbol without a cross.



5. When charging is required, plug in the USB plug of the power adaptor. When charging at OFF-mode, the indicator LED is on until charging has been completed.

4. Specifications

Wavelengths	850nm	1300nm
Stability (1 hour)	$\pm 0.1\text{dB}$	
Power Output Into 62.5/125um fiber	-16dBm.	-20dBm
Modulation frequencies	270Hz, 1KHz or 2KHz	
Optical connector interface	FC,SC or ST	
Power	Rechargeable Lithium battery, works continuously 8 hrs after 2 hrs full charge	
Auto Off	10min	
Operation Temperature, Humidity	-15°C~50°C 0~95%RH	
Storage Temperature, Humidity	-35°C~70°C 0~95%RH	
Dimensions (length x width x height)	16x7x3 cm (measured without case)	
Weight (w/batteries)	<0.2 Kg	

Appointech Inc.

Products Profile

Connectorized Modules:

LD, LED, PIN, PIN-TIA, CATV PIN

Transmitter/Receiver Modules:

Std. 1x9, 2x9; SFF, SFP,
Bit Rate up to 2.5Gb/s

Test Instruments:

LD, LED Stable Source
Power meter, Fiber Fault Locator

Custom Design

OEM

Appointech Inc.
6F-2, 192, Tung-Kuan Road.,
Hsinchu, 300 Taiwan

Tel :886-3-573-8478

Fax:886-3-573-8441

<http://www.appointech.com>

e-mail:sales@appointech.com

A2000 Rev 1.1

Feb. 2009