

B0650 LD Light Source



Features

- LD wavelength at 650nm
- Ultra high output stability $\pm 0.05\text{dB}$
- High output power preset at -3dBm , or at customer-defined value
- Selectable CW, 10Hz, 270Hz, 1KHz or 2KHz modulated output
- Small size, easy for field applications
- Light weight, less than 0.2Kg
- Auto power shut-off can be disabled
- Rechargeable battery, Battery-full and Battery-low indicator
- Changeable receptacle connector FC, SC, ST

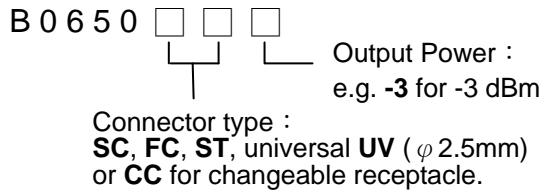
Specifications

Wavelength :	650 \pm 20nm FP LD
Central Spectral Width	< 4 nm
Stability (1 hr)	$\pm 0.05\text{dB}$
Power Output : (Into 9/125um Fiber)	-3dBm (or customer specified)
Power Output Uncertainty	0.5 dB
Functions	ON/OFF (Power switch) Hz (Modulated output mode) Auto shut off after 10 minutes turn-on time Auto shut off disabled Low battery power indication
Modulation Frequencies	10Hz, 270Hz, 1KHz or 2KHz
Optical Connector Interface	FC or ST or SC, adapter for other connector available
Power	Rechargeable Lithium battery, works continuously for 8 hrs after 2-hrs full charge
Environmental :	
Operation Temp. Humidity	-15°C to 50°C , 0-95% RH (non-condensing)
Storage Temp. Humidity	-35°C to 70°C , 0-95% RH (non-condensing)
Dimensions (Length x Width x Height)	16x7x3 cm (measured without case)
Weight (w/ batteries)	< 0.2Kg

Note: Specifications subject to change without notice.

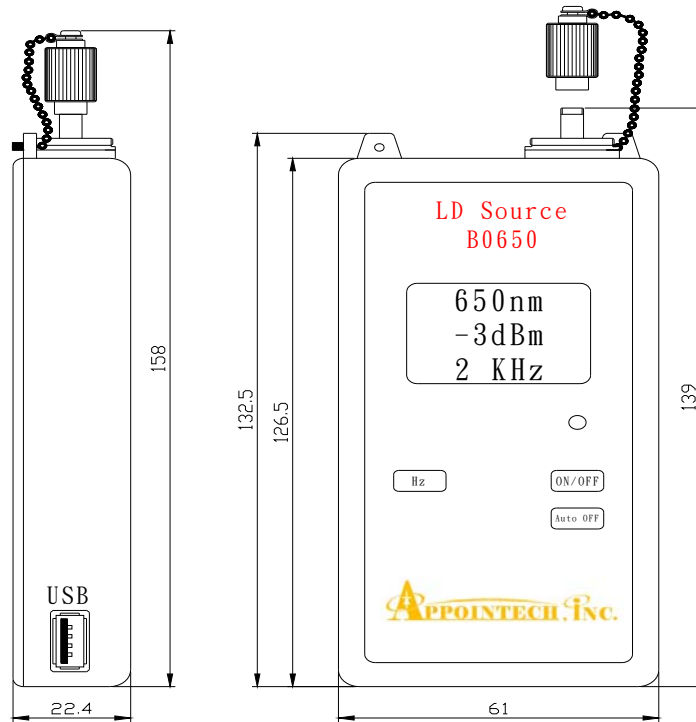
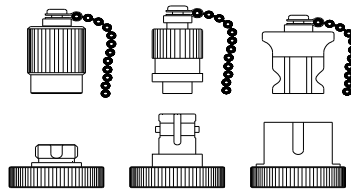
B0650 LD Light Source

Ordering information



Options:

- Changeable receptacle FC, SC, or ST
- Standard Multi-units Carrying Case
- Heavy-Duty Multi-units Carrying Case



Unit : mm

B0650 LD Light Source



B0650 LD Light Source

Appointech, Inc.

6F-2, NO.192 Tung-Kuan Rd.,
Hsinchu, Taiwan, R.O.C.

TEL : 886-3-573-8478

FAX : 886-3-573-8441

E-mail : sales@appointech.com

<http://www.appointech.com>